



TOYOTA HILUX DC ADVENTURE

2026 · LHD

Grey Exterior · Black Interior



9.4 s

0-100 km/h



238 HP

4.0L V6



4X4

6-Speed Automatic

Vehicle Variant Code: LHILUXDC4.0P_7








TECHNICAL FEATURES

 Torque	376 Nm @ 3,800 RPM
 Fuel Type	Petrol
 Fuel Economy (km/l)	Approx. 8-10
 Steering Type	Electric Power Steering
 Front Suspension	Independent Double Wishbone with Coil Springs
 Rear Suspension	Rigid Axle with Leaf Springs
 Fuel Tank Capacity	80 L

DIMENSIONS

 Length	5325 mm
 Width	1900 mm
 Height	1815 mm
 Wheelbase	3085 mm
 Ground Clearance	210 mm

WHEELS & HANDLING














 Brakes	Disks & Drums
 Turning Circle	11.6 m
 Tyre Size	265/60R18
 Rim Material	Alloy
 Tire Load	120

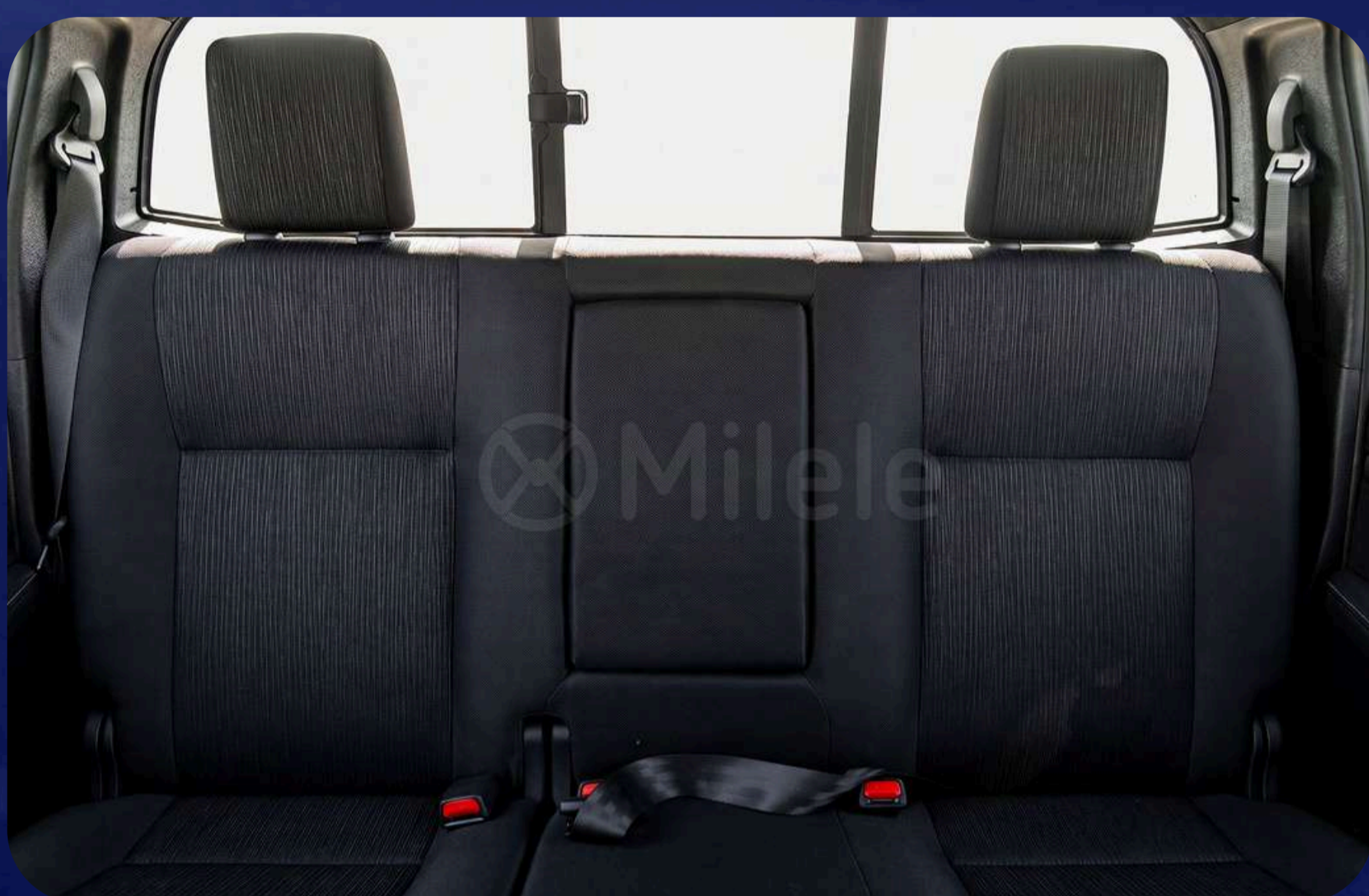
EXTERIOR FEATURES

	Headlights	LED
	Daytime Running Lights (DRL)	Yes
	Fog Lights	Yes
	Power-Folding Mirrors	Yes
	Side Mirrors	Body-Color
	Adaptive Headlights	No
	Headlight Washers	No
	Sunroof	No
	Rear Spoiler	No
	Door Handles	Black
	Side Steps	Yes
	Door Entry	Keyless Entry
	Colour Tone	One-Tone
















INTERIOR FEATURES














	Instrument Cluster	Analog + LCD
	Steering Wheel Controls	Yes
	Air Conditioning	Automatic
	Infotainment Screen	8"
	Apple CarPlay & Android Auto	No
	Speakers	6
	Power Windows	Yes
	Seating Material	Fabric
	Front Seats Adjustment	Manual
	USB Ports	Yes
	Cup Holders	Yes
	Storage Compartments	Yes
	Push Button Start	Yes



DRIVER'S ASSIST

	Cruise Control	Yes
	Lane Keep Assist	No
	Lane Departure Warning	No
	Blind Spot Monitoring	Yes
	Pre-Collision System	No
	Automatic Emergency Braking	No
	Driver Attention Alert	No
	Parking Sensors	Front & Rear
	Rearview Camera	Yes
	360° Surround View Camera	No
	Hill Start Assist	Yes
	Hill Descent Control	Yes
	Crawl Control	No

SAFETY FEATURES

	Front Airbags	Yes
	Side & Curtain Airbags	Yes
	Anti-Lock Braking System	Yes
	Electronic Stability Control	Yes
	Traction Control System	Yes
	Brake Assist	Yes
	Seatbelts with Pretensioners	Yes
	ISOFIX / Child Seat Anchors	Yes
	Tyre Pressure Monitoring System	Yes
	Rear Door Child Lock	Yes
	Crash Sensor Fuel Cut-Off	Yes
	Auto Brake Hold	No
	Engine Immobilizer	Yes

