



# TOYOTA LAND CRUISER 300

2026 · LHD

Black Exterior · Black Interior



**6.7 s**

0-100 km/h



**415 HP**

3.5L V6




**4WD**

10-Speed Automatic

Vehicle Variant Code: LLC3003.5P\_38






## TECHNICAL FEATURES

 Torque	650 Nm
 Fuel Type	Petrol
 Fuel Economy (km/l)	7.5-8
 Steering Type	Electric Power-Assist
 Front Suspension	Double wishbone
 Rear Suspension	4-link with coil spring
 Fuel Tank Capacity	110 L












## DIMENSIONS

 Length	4985 mm
 Width	1980 mm
 Height	1920 mm
 Wheelbase	2850 mm
 Ground Clearance	312 mm

## WHEELS & HANDLING














 Brakes	Disk All Wheels
 Turning Circle	5.9 m
 Tyre Size	265/65R18
 Rim Material	Alloy
 Tire Load	116

## EXTERIOR FEATURES

	Headlights	LED
	Daytime Running Lights (DRL)	Yes
	Fog Lights	Yes
	Power-Folding Mirrors	Yes
	Side Mirrors	Chrome
	Adaptive Headlights	Yes
	Headlight Washers	Yes
	Sunroof	Yes
	Rear Spoiler	Yes
	Door Handles	Chrome
	Side Steps	Yes
	Door Entry	Keyless Entry
	Colour Tone	One-Tone
















## INTERIOR FEATURES














	Instrument Cluster	LCD 7"
	Steering Wheel Controls	Yes
	Air Conditioning	Automatic
	Infotainment Screen	12"
	Apple CarPlay & Android Auto	Yes
	Speakers	14
	Power Windows	Yes
	Seating Material	Leather
	Front Seats Adjustment	Automatic
	USB Ports	Yes
	Cup Holders	Yes
	Storage Compartments	Yes
	Push Button Start	Yes



## DRIVER'S ASSIST

	Cruise Control	Yes
	Lane Keep Assist	Yes
	Lane Departure Warning	Yes
	Blind Spot Monitoring	Yes
	Forward Collision Warning	Yes
	Automatic Emergency Braking	Yes
	Driver Attention Alert	No
	Parking Sensors	Front & Rear
	Rearview Camera	Yes
	360° Surround View Camera	Yes
	Hill Start Assist	Yes
	Hill Descent Control	Yes
	Crawl Control	Yes

## SAFETY FEATURES

	Front Airbags	Yes
	Side & Curtain Airbags	Yes
	Anti-Lock Braking System	Yes
	Electronic Stability Control	Yes
	Traction Control System	Yes
	Brake Assist	Yes
	Seatbelts with Pretensioners	Yes
	ISOFIX / Child Seat Anchors	Yes
	Tyre Pressure Monitoring System	Yes
	Rear Door Child Lock	Yes
	Crash Sensor Fuel Cut-Off	Yes
	Auto Brake Hold	Yes
	Engine Immobilizer	Yes

