



# TOYOTA HILUX DC MHEV

2026 · LHD

Grey Exterior · Black Interior



**10.7 s**

0-100 km/h



**201 HP**

2.8L Turbo Diesel I-4










**4WD**

6-Speed Automatic

Vehicle Variant Code: LHILUXDC2.8EV\_2








## TECHNICAL FEATURES

 Torque	500 Nm @ 1,600–2,800 rpm
 Fuel Type	Diesel (Mild-Hybrid / MHEV)
 Fuel Economy (km/l)	10.1–10.7
 Steering Type	Rack & Pinion, Hydraulic Power Steering
 Front Suspension	Double Wishbone
 Rear Suspension	Leaf Springs, Rigid Axle
 Fuel Tank Capacity	80 L













## DIMENSIONS

 Length	5,325 mm
 Width	1,855 mm
 Height	1,795 mm
 Wheelbase	3,090 mm
 Ground Clearance	310 mm

## WHEELS & HANDLING














 Brakes	Disks & Drums
 Turning Circle	13.4 m
 Tyre Size	265/65R17
 Rim Material	Alloy
 Tire Load	112

## EXTERIOR FEATURES

	Headlights	LED
	Daytime Running Lights (DRL)	Yes
	Fog Lights	Yes
	Power-Folding Mirrors	Yes
	Side Mirrors	Chrome
	Adaptive Headlights	No
	Headlight Washers	No
	Sunroof	No
	Rear Spoiler	No
	Door Handles	Chrome
	Side Steps	Yes
	Door Entry	Keyless Entry
	Colour Tone	One-Tone
















## INTERIOR FEATURES














	Instrument Cluster	Analog + LCD
	Steering Wheel Controls	Yes
	Air Conditioning	Automatic
	Infotainment Screen	8"
	Apple CarPlay & Android Auto	Yes
	Speakers	6
	Power Windows	Yes
	Seating Material	Fabric
	Front Seats Adjustment	Manual
	USB Ports	Yes
	Cup Holders	Yes
	Storage Compartments	Yes
	Push Button Start	Yes



## DRIVER'S ASSIST

	Cruise Control	Yes
	Lane Keep Assist	Yes
	Lane Departure Warning	Yes
	Blind Spot Monitoring	No
	Pre-Collision System	Yes
	Automatic Emergency Braking	Yes
	Driver Attention Alert	No
	Parking Sensors	No
	Rearview Camera	Yes
	360° Surround View Camera	No
	Hill Start Assist	Yes
	Hill Descent Control	Yes
	Crawl Control	No

## SAFETY FEATURES

	Front Airbags	Yes
	Side & Curtain Airbags	Yes
	Anti-Lock Braking System	Yes
	Electronic Stability Control	Yes
	Traction Control System	Yes
	Brake Assist	Yes
	Seatbelts with Pretensioners	Yes
	ISOFIX / Child Seat Anchors	Yes
	Tyre Pressure Monitoring System	Yes
	Rear Door Child Lock	Yes
	Crash Sensor Fuel Cut-Off	Yes
	Auto Brake Hold	No
	Engine Immobilizer	Yes

